

Poverty Reduction and Beyond: How Far toward the Goals?

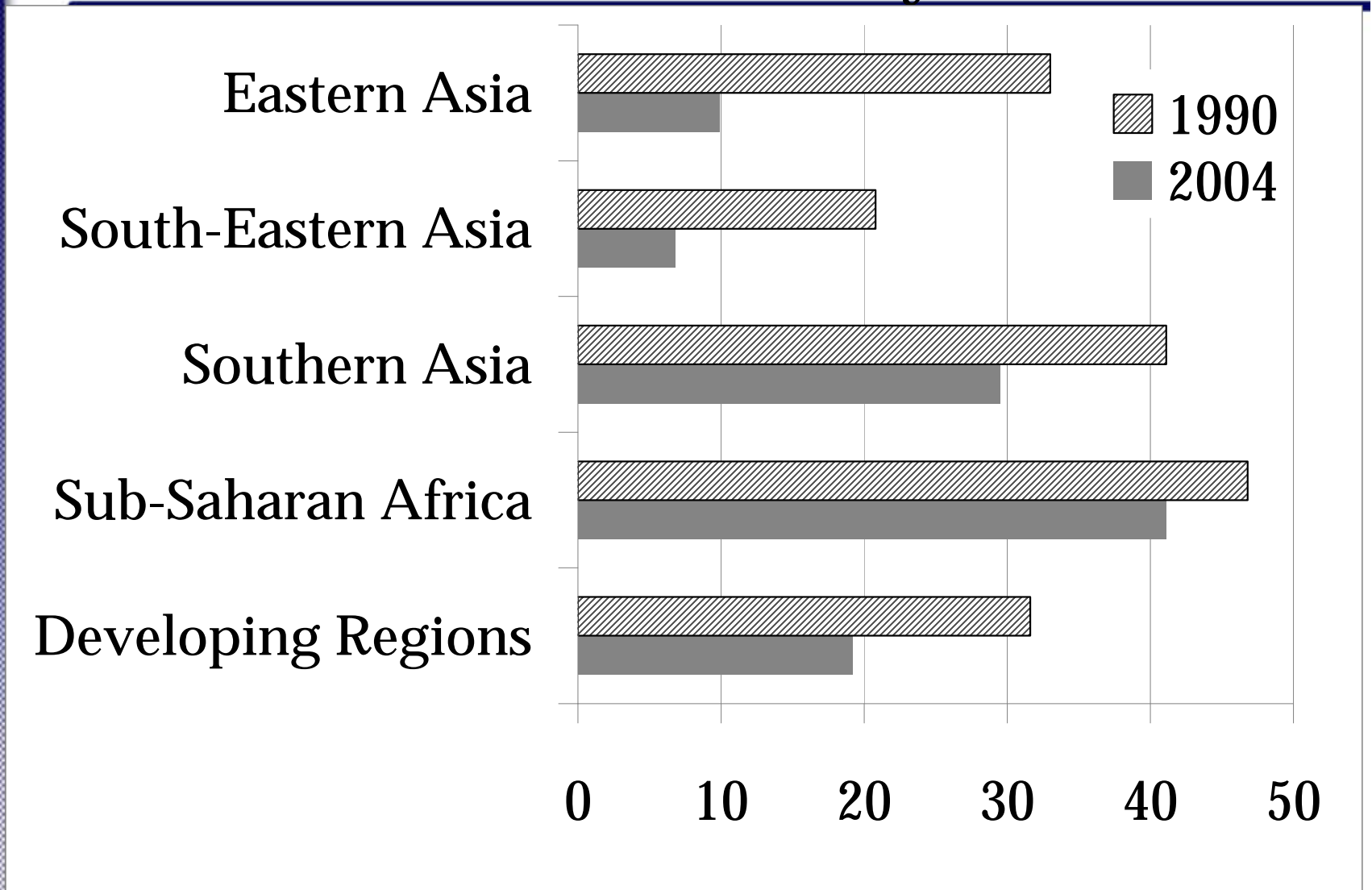
Takashi Shiraishi

President, Institute of Developing
Economies, JETRO

Table 1. Millennium Development Goals

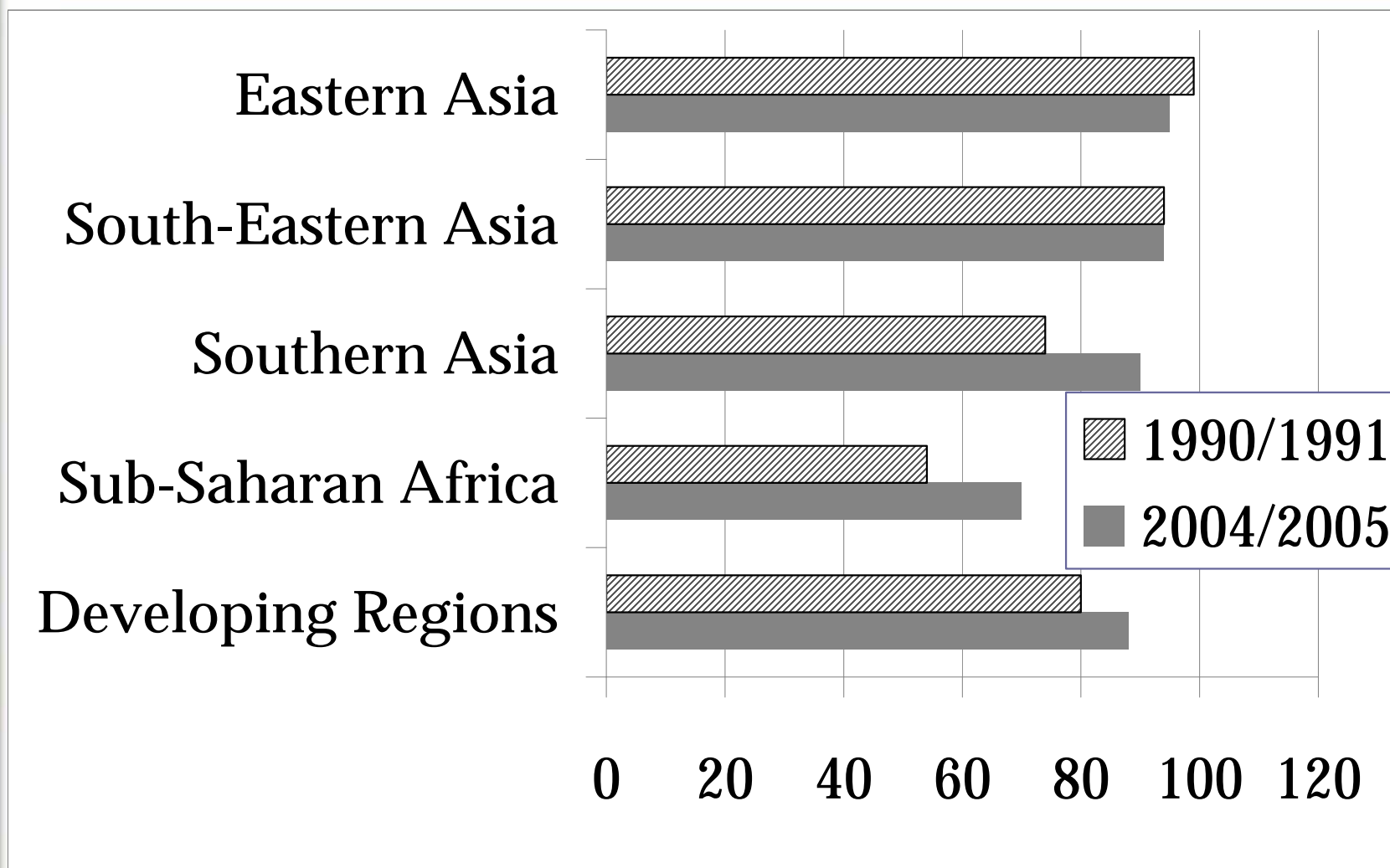
Goal 1	Eradicate extreme poverty and hunger
Goal 2	Achieve universal primary education
Goal 3	Promote gender equality and empower women
Goal 4	Reduce child mortality
Goal 5	Improve maternal health
Goal 6	Combat HIV/AIDS, malaria and other diseases
Goal 7	Ensure environmental sustainability
Goal 8	Develop a global partnership for development

Figure 1. Proportion of people living on less than \$1 a day (%)



Source: United Nations [2007].

Figure 2. Total Net Enrollment Ratio in Primary Education (%)



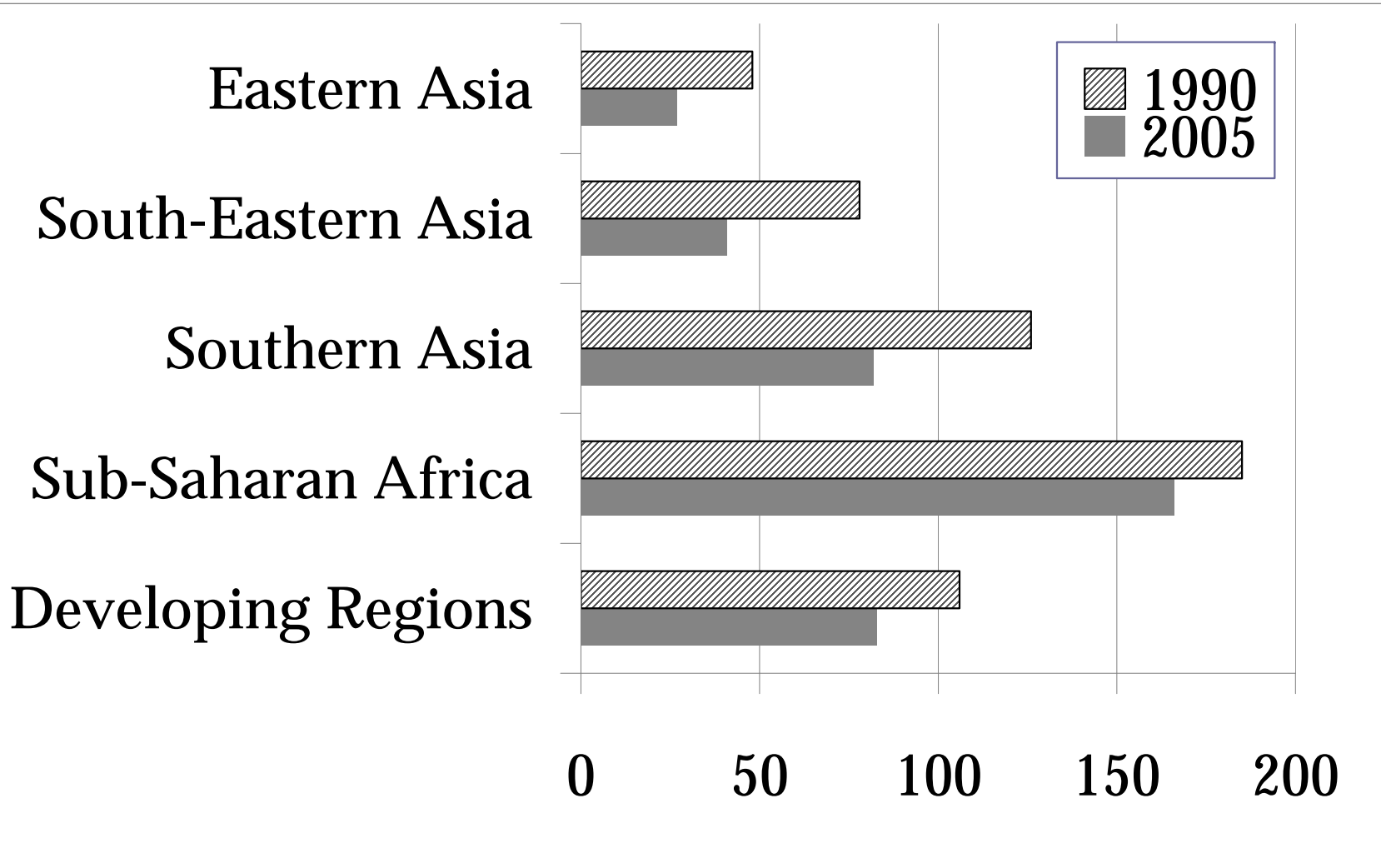
Source: United Nations [2007].

Table 2. Proportion of children of primary school age out of school by sex, 1996/2004 (%)

	Girls	Boys
Eastern Asia	1	1
South-Eastern Asia	10	10
Southern Asia	29	22
Western Asia	22	16
CIS, Asia	15	15
CIS, Europe	11	12
Northern Africa	14	12
Sub-Saharan Africa	42	38
Latin America and the Caribbean	8	7
Oceania	26	18
Developing Regions	22	18

Source: United Nations [2006].

Figure 3. Under-Five Mortality Rate per 1,000 Live Births



Source: United Nations [2007].

Table 3. Maternal mortality in 2000

	Maternal Mortality Ratio (Deaths per 100,000 Live Births)	Lifetime Risk of Maternal Death
Developed Regions	20	1 in 2,800
Developing Regions	440	1 in 61
Africa	830	1 in 20
Asia	330	1 in 94
Latin America and the Caribbean	190	1 in 160
Oceania	240	1 in 83
World	400	1 in 74

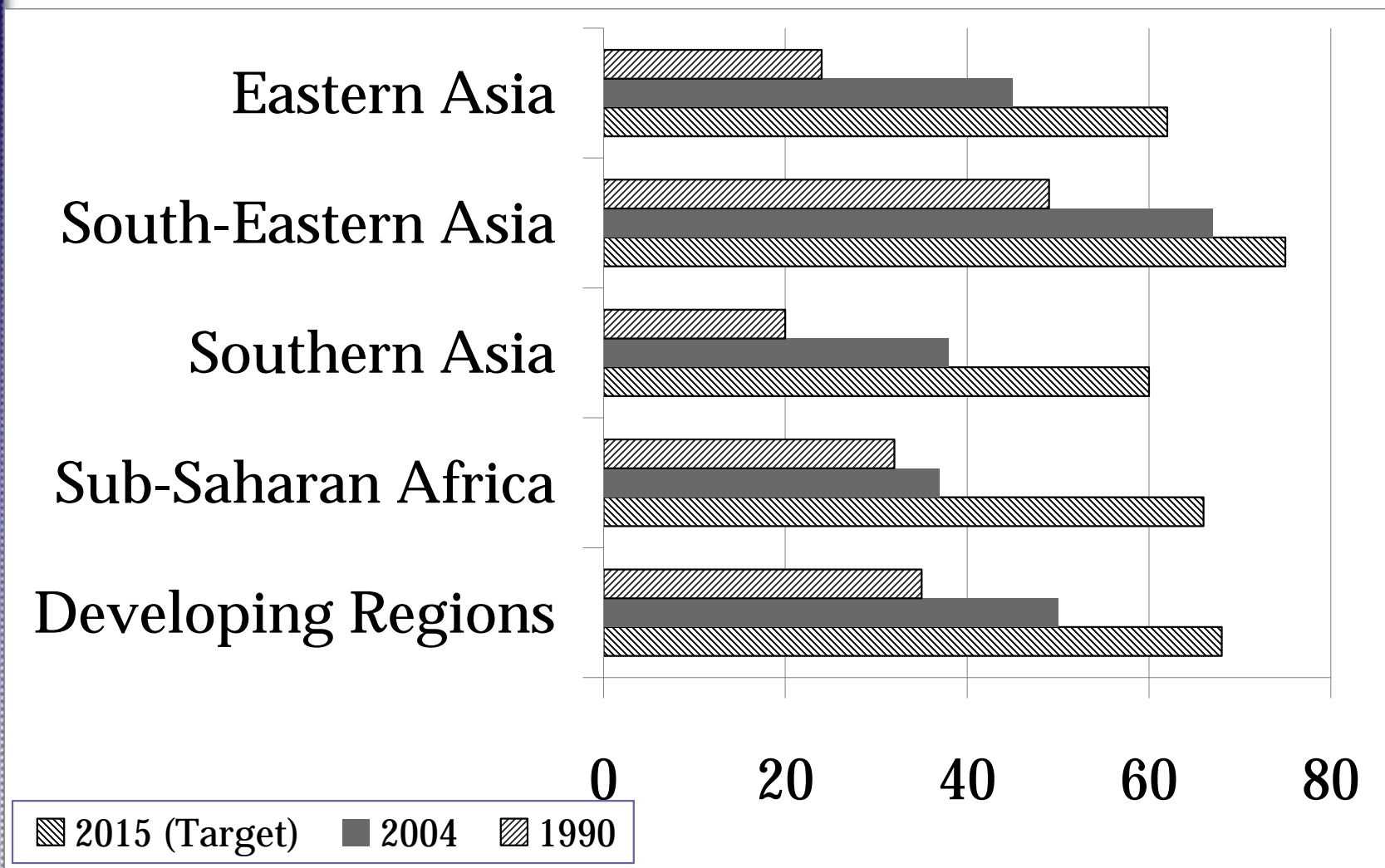
Source: United Nations Millennium Project [2005], p. 79, Table 3.7.

Table 4. Impacts of HIV/AIDS

	Adult (15–49) Prevalence (%)	Number of Deaths due to AIDS
East Asia	0.1	43,000
South and South-East Asia	0.6	590,000
Middle East and North Africa	0.2	36,000
Eastern Europe and Central Asia	0.9	84,000
Sub-Saharan Africa	5.9	2,100,000
Western and Central Europe	0.3	12,000
North America	0.8	18,000
Latin America	0.5	65,000
Caribbean	1.2	19,000
Oceania	0.4	4,000
Total	1.0	2,900,000

Source: UNAIDS and WHO [2006].

Figure 4. Proportion of Population Using Improved Sanitation (%)



Source: United Nations [2007].

-
- The universal primary education aside, most of the MDGs are yet to be achieved.
 - The region facing the greatest challenges is sub-Saharan Africa.
 - What needs to be done to let low-income countries to get on the right track towards the MDGs and beyond?
-

Reference

UNAIDS (Joint United Nations Programme on HIV/AIDS) and WHO (World Health Organization) [2006], *AIDS Epidemic Update: December 2006*, Geneva: UNAIDS.

United Nations [2007], *The Millennium Development Goals Report 2007*, New York: United Nations.

United Nations [2006], *The Millennium Development Goals Report 2006*, New York: United Nations.

United Nations Millennium Project (Task Force on Child Health and Maternal Health) [2005] *Who's Got the Power? Transforming Health Systems for Women and Children*, London and Sterling, VA, USA: Earthscan.
